


BELL


LogPro



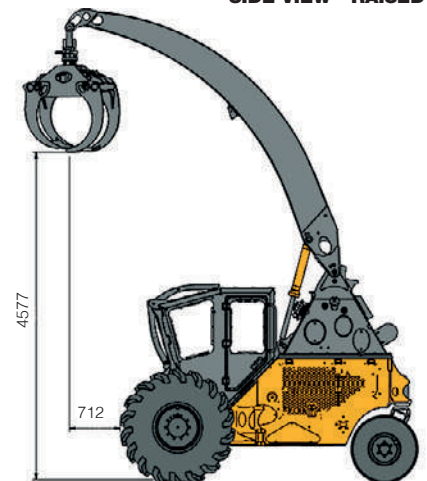
FRONT VIEW



SIDE VIEW - LOWERED



SIDE VIEW - RAISED



ENGINE	
JCB Diesel Max 444 T2 NA	63 kW (84 hp) @ 2200 rpm
Peak torque	320Nm (236 lb-ft) @ 1200 rpm
4.4 ltr, 4-Cylinder, Direct Injection	
Mechanical engine - Equipped with a dry element filtration system with secondary safety element	
Onboard electronic engine protection system	
Fuel tank capacity	150 litres

DRIVE SYSTEM	
Hydrostatic drive system - Variable displacement, Axial piston pump	
Two wheel drive	
Two speed drive motors	
Maximum speed	15 km/h (9.4 mph)

AXLES AND TYRES	
Rigid front axle	
Single rear castering wheel	
Steering by differential drive - operator pedal controlled	
Tyre Size - Front	23.1 - 26
Tyre Size - Rear	500/50 - 17

BRAKES	
Hydrostatic dynamic braking system	
Spring applied, hydraulic release park brake	

GRAPPLE AND ROTATOR	
Free hanging timber grapple	Matriarch MT500 (0.5 m ²)
Rotator	Indexator Heavy-Duty GV12SA

HYDRAULIC SYSTEM	
Variable displacement axial piston pump	
Load sensing hydraulic system	
Single control valve with integrated flow sharing	
Onboard electronic hydraulic system protection system	
CANbus operator controls - low effort precision control	
Hydraulic tank capacity	100 litres

ELECTRICAL SYSTEM	
Single battery	12 volt
Alternator	14 volt 95 amp
LED worklights, reverse alarm & hooter	

OPERATOR STATION	
Good visibility all around the machine from the operator position	
Rubber mounted operator cab	
Polycarbonate glazed and HVAC air-conditioned operator cab	
Ergonomic operator controls - single joystick primary control	
Instrumentation - LCD display for all systems parameters monitoring and diagnostics	
Fully adjustable operator seat with 4-point safety harness	
ROPS/FOPS/OPS compliant operator cab	

WEIGHTS AND DIMENSIONS	
Overall Width	3210 mm (2 960 mm turned in)
Max Lift Height (measured under grab)	4 577 mm
Safe Lifting Load	1 750 kg
Operating Weight	7 500 kg